

OFFICIAL SPECTATOR GUIDE

FOOTBALL



NICE STADIUM



© Paul Gilham/Getty Images

OUVRONS GRAND
AND LES JEUX OUL
N GAMES WIDE O
WIDE OPEN GAM
OUVRONS GRAND
AND LES JEUX OUL
N GAMES WIDE O
WIDE OPEN GAM
OUVRONS GRAND
AND LES JEUX OUL
N GAMES WIDE O

Accessible version





EXPERIENCE THE EXCEPTIONAL!



WELCOME TO THE PARIS 2024 OLYMPIC GAMES!






It's almost time to share the emotion of the Games first-hand from the stands, alongside your friends and family: a once-in-a-lifetime experience.

Get ready for exhilarating performances from the world's greatest athletes and discover exceptional competition venues at the heart of France's cultural and sporting heritage.

This guide contains all the important information you need to get the most out of your Paris 2024 Olympic experience. And to make it even more memorable, we've added some handy tips.

On your marks, get set... go!

INSIDE YOUR GUIDE...

-  **Football: key information** →
-  **Retrieve your tickets** →
-  **Getting to the competition venue** →
-  **Services available on site** →
-  **Spectator checklist** →

The information contained within this guide (hereinafter the "Guide") is provided for educational or information purposes only. It should under no circumstances be considered as contractually binding between Paris 2024 and users of the Guide. Paris 2024 is thereby free to amend and/or update any elements, information, maps and times contained in this guide without prior notice. Paris 2024 may notify all users of these changes where necessary and insofar as possible.



FOOTBALL: KEY INFORMATION



THE EVENT IN A NUTSHELL

Olympic football tournaments are organised in exactly the same way as international tournaments, with a group phase followed by a knockout phase. There is one slight difference for the men's tournament: teams must be made up entirely of players under the age of 23, with the exception of three older players on each team.

PARIS 2024: KEY FIGURES

616 athletes,
including 308 men
and 308 women

2
gold medals
awarded

SPECTATOR CODE OF CONDUCT

- ✓ Applaud and encourage both teams playing.
- ✓ In the free circulation areas of the site, I respect the spaces reserved for people with disabilities.
- ✓ I am respectful of the venue and the environment. I use the designated paths and throw any litter in the waste containers provided.
- ✓ I behave in a civil and exemplary manner. Violence, racist, discriminatory, sexist, anti-LGBT+, and offensive remarks or behaviour have no place at the Games.

THE SCHEDULE AT NICE STADIUM



From **Wednesday 24th July**
to **Wednesday 31st July**



6 sessions



Find the full schedule and results
on the Official Application Paris 2024!

Download the app →

RULES, FUN FACTS, QUIZ... BECOME UNBEATABLE AT FOOTBALL
AND OTHER OLYMPIC AND PARALYMPIC DISCIPLINES THANKS TO THE "COACH SPORT"

Coach Sport →

Also available on the Paris 2024
Official Application



NICE STADIUM

Boulevard des Jardiniers, 06200 Nice

Spectators:
36 200

Inauguration:
2013

Home to OGC Nice football club, the «Nice Stadium» is also home to the **National Sports Museum**.

A BIT OF HISTORY

Football was first included on the Olympic programme at the Olympic Games Paris 1900 and has been contested at every edition since.

The first women's tournament was competed in 1996 in Atlanta. Although Europe has not won a gold medal in the men's competition since Barcelona 1992 when Spain won gold at home, it is still top of the medal table. USA leading in women's football.



Get kitted out
at the Paris 2024 official e-store!

Go →



© Paris 2024/Droné 360 Architecture - Wilimotte & Associés



RETRIEVE YOUR TICKETS



PARIS 2024 TICKETS ONLY ONE APP TO:



RETRIEVE
YOUR TICKETS



TRANSFER THEM
TO YOUR RECIPIENTS



SELL THEM
ON THE OFFICIAL
RESALE PLATFORM

TICKETING FOR THIS EVENT IS 100% DIGITAL.
It is not possible to print your ticket to access the competition venue.



THE 4 STEPS TO ACCESS YOUR TICKET AND GET TO THE COMPETITION VENUE

1



Download the
“Paris 2024 Tickets” app
on your smartphone.



2



Log in using your
Paris 2024 details
used to purchase your
tickets.

3



Click on one
of your sessions
to discover the different
tickets.

4



Open your tickets
by clicking on one
of them. A secure QR
code will be displayed
as you approach the
event and will be
available offline.



POCKET-SIZED TICKET FAQ



What should I do if my internet connection is not available when my ticket is being checked?

A secure QR code will be displayed on your ticket in the application, as the event approaches, to enable you to access the competition site. Activation of this QR code is automatic and does not require an internet connection. It is essential to log in beforehand with your Paris 2024 login details.



What should I do if my phone battery runs out during a ticket check?

It is your responsibility to ensure that your smartphone has sufficient battery power to present your digital ticket on the “Paris 2024 Tickets” application at the competition site access control. We invite you to prepare your visit carefully and to take the necessary precautions.

Ticketing Help Centre



Hospitality customers:

download the “Paris 2024 Hospitality” mobile application developed by the official provider On Location.



TRANSFER AND RESELL TICKETS



DID YOU BUY TICKETS FOR FRIENDS AND FAMILY? TRANSFER THEM NOW SO THAT THEY CAN ACCESS THE COMPETITION VENUE

1



Select one
of your sessions
on the homepage.

2



Select the desired
ticket and click
on “Transfer”.
Then, follow the
various steps.

3



Your recipient needs
to download the
application, log in and
click on the link received.
They will then be able
to add the ticket to the
application.

4



Their ticket has
been added to the
application! If they can
no longer attend the
session, they can return
it to you at any time via
the app.



CAN'T MAKE IT TO YOUR SESSION? RESELL YOUR TICKET SECURELY

1



Click on “Resell”
under the ticket
concerned or on the
“My ticket list” page
on the “Paris 2024
Tickets” app.

2



Select the ticket you
wish to resell from
the list that appears.
You can also resell
several tickets.

3



Double check that
you have selected the
correct ticket(s). Click
on “Continue” at the
bottom of the page.

4



Your ticket is for sale!
If it is sold, you will be
notified. If not, you
can withdraw it at any
time directly from the
official resale platform.

If your ticket has been transferred to you by a specific entity or if it is part of hospitality offer,
the resale is not possible.

See the full guide to the “Paris 2024 Tickets” App

Your Guide





GETTING TO THE COMPETITION VENUE

**AS NICE STADIUM IS NOT ACCESSIBLE TO MOTORISED VEHICLES,
PARIS 2024 RECOMMENDS THAT SPECTATORS USE:**



Public transport

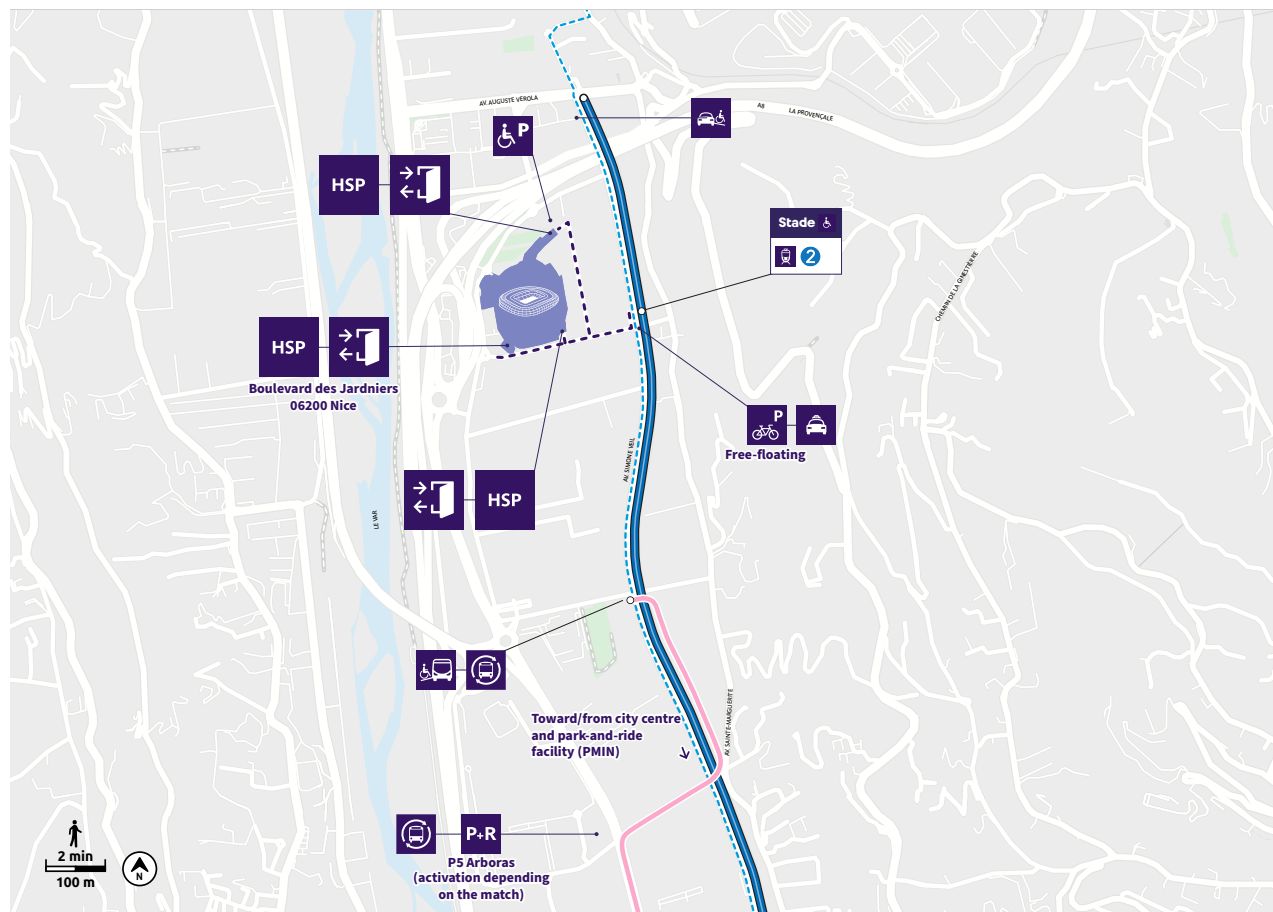


Active mobility modes

P+R

Park-and-ride facilities

- Competition venue
- Pedestrian pathway
- Cycle path
- Spectator shuttle (activated depending on the match - information by email)
- Spectator entrance/exit
- "In-Venue Hospitality" entrance
- Shuttle drop-off zone
- Accessible shuttle drop-off zone for people with disabilities
- Drop-off zone for people with disabilities
- Taxi drop-off zone for people with disabilities
- Wheelchair parking
- P+R Park-and-ride



PUBLIC TRANSPORT

STADE



Tramway 2 /
City centre shuttle buses

Then 350 metres walk
to the venue



LIGNES D'AZUR

Download the «Lignes d'Azur Mobile» app dedicated
to transport to plan your journey and get real-time
information on transport conditions.

Buy your ticket in advance at public
transport ticket offices to avoid queuing
at stations.



It is strongly recommended to plan sufficient time for your journey on public transport and to arrive on site 2h (3h for the 27/07 session) before the start of the session. Please note that the activation of spectator shuttles depends on the number of tickets sold per session. This information will be sent to you by email days prior to your session. The spectator shuttle buses from the city centre will leave from the «Kiosque à Musique» on the Promenade des Anglais. Shuttles will also leave from the PMIN and P5 Arboras car parks. If the shuttles are not available, tramway 2 will be the only option.



ACTIVE MOBILITY MODES

Cycle parking spaces are available around the stadium for bikes.

Bicycles helmets, electric batteries and other equipment are prohibited within the competition venue and must be left at the parking zone. Paris 2024 may not be held liable for any theft or damage.

TRAVELLING TO NICE

Motorised vehicles (cars, motorbikes, etc.) are not authorised to park within the vicinity of the competition venue but park and ride facilities are available:

→ **PMIN car park (1,500 spaces)** then direct shuttle to the venue

→ **P5 Arboras car park (1,000 spaces)** then direct shuttle to the site

If the spectator shuttles are not activated, spectators will have to take the tram to get to the stadium. Remember to check your emails to be informed of the activation or non-activation of the shuttles.

Find out more



Additional trains will be provided by the Region at Nice station. A special Olympic Games fare will be introduced.

Find out more



ACCESSIBILITY

TRAVEL OPTIONS



PUBLIC TRANSPORT

The entire public transport network is accessible to wheelchair users and people with disabilities.

For more information, visit the website below.

Public transport accessibility



SHUTTLE BUSES FOR WHEELCHAIR SPECTATORS

Mobil'Azur is an on-demand public transport service for people with reduced mobility.

Prior booking is required.

Find out more



MOTOR VEHICLE

Parking spaces for spectators in wheelchair are available at Parking P2 Overflow (06 200 Nice). A drop-off zone has also been set up at Avenue Pierre de Coubertin near the intersection with Rue Benoît Aonzo (06 200 Nice).

Find all access arrangements on the accessibility page of the Paris 2024 official website.

En savoir plus



From the accessible shuttle drop-off zone, spectators with disabilities will be accompanied to the venue entrance.

ON-SITE ARRIVAL



People with disabilities or with specific needs will be greeted on site by Paris 2024 volunteers. This service notably includes priority access to the venue, mobility assistance, the provision of hearing assistance, as well as a dog-friendly area. Full details of this service can be found at the Information Desk which can be located using the interactive map available on the following page.



SERVICES AVAILABLE ON SITE



DISCOVER THE INTERACTIVE MAP OF YOUR VENUE!

**THANKS TO THE INTERACTIVE MAP OF YOUR COMPETITION SITE
MAKE IT EASY TO GET AROUND THE SITE!**

**FIND INFORMATION POINTS, FOOD AND BEVERAGE CONCESSIONS,
ENTERTAINMENT AREAS AND MUCH MORE!**



AVAILABLE ON THE PARIS 2024 OFFICIAL APPLICATION



Interactive map of the competition venue →



NO LOCKERS ON SITE

Please bring only essential items. Any prohibited items shall be confiscated and will not be returned on exit.



ATMs

For payments onsite, we accept only Visa card and mobile payments, along with cash.



SMOKING BAN

Smoking and vaping are prohibited throughout the venue.



WASTE SORTING

Recycling bins are available at the competition venue.



A selection of products for all tastes can be found at the food and beverage concessions to provide delicious, more local and more plant-based nutrition. This selection is accompanied by a choice of non-alcoholic drinks.



Head to one of the official stores at the venue to pick up your own Paris 2024 Olympic souvenirs.



Fountains with drinking water are available free of charge at the venue. Remember to bring a metal or plastic bottle, 75 cl maximum, with you (glass is prohibited).



Make the most of the entertainment provided to add to the festive experience, with the activities offered by Carrefour.

VOLUNTEERS

Our volunteers (Paris 2024 and host cities) are available to help from start to finish. We're counting on you to make sure their contribution is recognised.

MEDICAL ASSISTANCE

If you require assistance, look for a medical station or a person wearing a red bib. Automated External Defibrillators (AEDs) are installed at the venue and are freely accessible.





SPECTATOR CHECK-LIST

PLAN YOUR ARRIVAL

ON THE DAY

ONCE THE SESSION IS FINISHED

THERE ARE NO LOCKERS ON SITE.

Make sure to take the bare minimum to make the access control process as smooth as possible.

Prohibited items will be confiscated and not returned on exit.

In addition to the standard safety checks, a systematic check of liquids is planned.

PROHIBITED ITEMS



Luggage, Bags > 25 L



Motorbike
and Bicycle Helmets



Alcoholic Beverages



Weapons or objects that
can be missed as a weapon



Explosives, Flammable
Substances



Tools



Glass, Cans and
Bottles > 75cl



Rigid Poles



Golf, Stick Umbrellas



Illegal Substances



Wireless Routers,
Drones



Means of personal
locomotion and batteries



Camcorders and
Professional Cameras



Camera Lenses > 20cm



Animals



Objects Producing
Excessive Noise



Political, Religious,
Vulgar, Commercial
Messaging



Laser Pointers



Flags > 1x2m and flags of countries and territories not participating in the Games – flags (current and historical) of, and other items that may be associated with, countries whose athletes are allowed to participate exclusively as individual neutral athletes

AUTHORIZED ITEMS



Walking sticks



Metal or plastic water
bottles up to 75 cl
(glass prohibited)



Bags up to 25 liters and
50H x 30 W x 20D (cm)



Foldable small
umbrellas



Pushchair



Personal mobility
devices for people with
disabilities



Portable oxygen
bottles for medical use



Guide and service dogs



Cameras with lenses
shorter than 20 cm



Food in reasonable
quantities and baby
food



Sun cream in the form
of sprays and mists



External battery for
mobile phones



Flags of the countries and territories participating in the Games, without rigid poles. Flags must not exceed 1x2 metres in size

PLAN YOUR ARRIVAL

ON THE DAY

ONCE THE SESSION IS FINISHED



DOWNLOAD THE PARIS 2024 OFFICIAL APP

The must-have tool for the full Paris 2024 experience:


- **Key information** to plan your arrival
- **Real-time notifications** for your session
- **Dedicated features** on site
- and much more...



Download the app →



And to get even more out of the experience, **log in to your ticketing account.**



PREPARE YOUR ON-SITE PAYMENTS WITH VISA

Paris 2024 proudly accepts only Visa for card and mobile payments, along with cash, at Olympic and Paralympic venues to pay for food, beverages and official licensed products.

For spectators arriving without a Visa product, visit a Visa Prepaid Card Kiosk location or download the Visa Go app to add money to a virtual Visa Prepaid Card*



*Terms and conditions apply

TIP FOR INTERNATIONAL SPECTATORS

I stay connected, I film, I comment, I share with my friends stayed at home! Our top tip: I buy my SIM card or my Orange Holiday eSIM before I leave and benefit from a 10% discount with Orange.

Buy my eSIM →

PLAN YOUR ARRIVAL

ON THE DAY

ONCE THE SESSION IS FINISHED



Check that your phone is charged and that you've downloaded the necessary apps:

- "Paris 2024 Tickets" app
- Paris 2024 Official app
- "Lignes d'Azur Mobile" app



Check the weather forecast and plan accordingly (wide-rimmed hat, sun cream, sun glasses, foldable small umbrella, water bottle, etc.). For more information on prevention measures, see [here](#).



Use public transport or active mobility modes. Buy your ticket in advance at public transport ticket offices to avoid queuing at stations.



Plan to arrive at least 2h before the start of the session to make sure you have plenty of time to access the venue.
For the 27/07 session (France - Guinée), the gates will open 3 hours before kick-off.



In case of lost items, go to the Information Point or the **dedicated page**. The page is due to go online at the start of the Games.



Victim of or witness to violence? Find your nearest security agent or a person wearing a red bib.

Visuel non contractuel



**ALL OF THE FESTIVE EVENTS ACROSS FRANCE
CAN BE FOUND ON THE GAMES MAP ACCESSIBLE
VIA THE PARIS 2024 OFFICIAL APP.**

Game map



PARK OF NATIONS (PARC DE LA VILLETTE - PARIS)

Come and soak up the multicultural and festive atmosphere of the Paris 2024 Games and join in the enthusiasm of supporters from around the world. Combining sport and culture in one, Club France and the Hospitality Houses of the National Olympic and Paralympic Committees invite you to celebrate the Games together.



CHAMPIONS PARK (TROCADÉRO - PARIS)

For the first time in the history of the Games, the public will be invited each day to celebrate the previous day's medal winners at Trocadéro, an exceptional venue at the foot of the Eiffel Tower. The programme will include athlete parades and screenings of the day's major finals. Free and open to all, this venue is the go-to destination to follow the memorable moments of the Games.



THE CLUB 2024 ZONES (ACROSS FRANCE)

A freely accessible celebration venue to share the experience of the competitions at the heart of Nice.

THE CULTURAL OLYMPIAD (ACROSS FRANCE)

Cultural events held near the sporting events.



And that's everything you need to be ready on the big day!

We can't wait to share with you this unforgettable experience together at the Paris 2024 Games!

Have a question?


Get in touch with the general public Paris 2024 help centre.

Help centre





PARIS 2024 GAMES OFFICIAL TICKETING



EXTEND YOUR PARIS 2024 ADVENTURE!

**NEW TICKETS GO ON SALE EVERY DAY FOR
THE OLYMPIC GAMES. IT'S NOW OR NEVER!**

[Click here to find tickets](#)




The Paralympic Games begins on August 28. Now is the time to make the most of it as a family, with tickets starting at €15 and a family offer to discover.

[Find out more](#)



SEE YOU SOON FOR THIS EXTRAORDINARY ADVENTURE!

tickets.paris2024.org





Paris 2024 thanks its Partners for their dedication.

Worldwide Partners



Premium Partners



Official Partners



Official Supporters

Abatable	ABEO	Air Liquide	Airweave	Aquatique Show	Arena	CRYSTAL
Doublet Wasserman	DXC Technology	Egis	Enedis	ES Global	Eviden	Fitness Park
Fnac Darty	Garden Gourmet	Gerflor	Groupe RATP	Highfield	Hype	INDIGO
La Poste	Loxam	Lyreco	Miko	Mondo	MTD	Myrtha Pools
OnePlan	Optic 2000	Ottobock	Randstad	Rapiscan Systems	Re-uz	RGS Events
Saint-Gobain	Salesforce	SCC	Schneider Electric	SEDIF	SLX	SNCF
Technogym	Terraillon	Thermo Fisher Scientific	Tourtel Twist	VINCI	Viparis	Westfield



www.paris2024.org

 Paris2024  Paris2024  Paris 2024  paris2024  Paris 2024  paris2024officiel